

# Cables and connector assignment

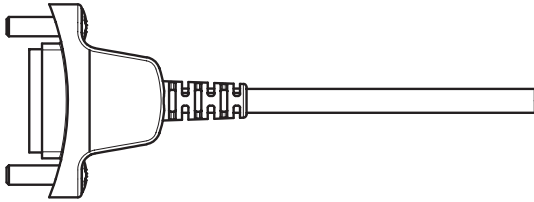
for ATC and C3 headsets

See more at [eposaudio.com/command](https://www.eposaudio.com/command)

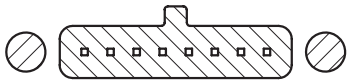


# Cable guide

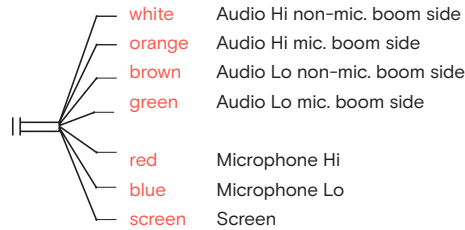
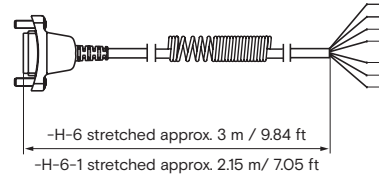
## Headset connector



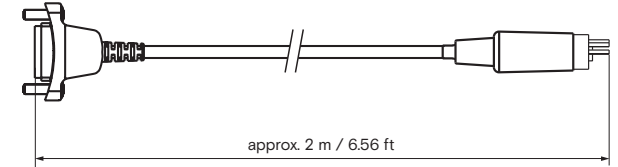
### Solder side



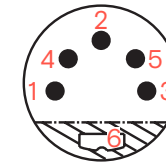
## Cable - H-6 Cable - H-6-1



## Cable - DI-M-5 6-pole Mini-DIN plug

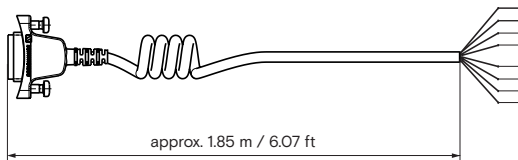


### Solder side

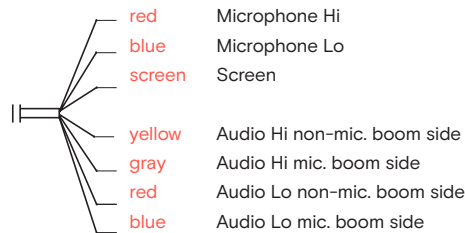
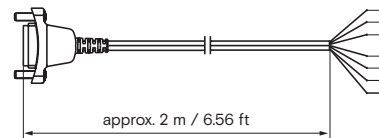


- 1 Microphone Hi
- 2 Microphone Lo
- 3 Audio Hi non-mic. boom side
- 4 Audio Lo
- 5 Audio Hi mic. boom side
- 6 Screen

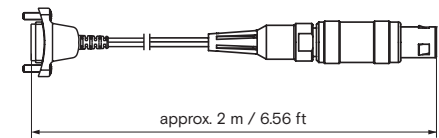
## Cable-II-6



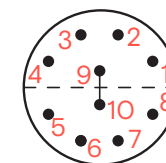
## Cable - 7 (steel wire cable) Designed for 2-connector variants



## Cable - L



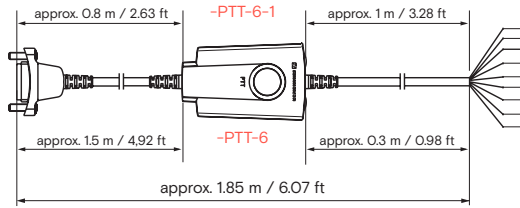
### Solder side



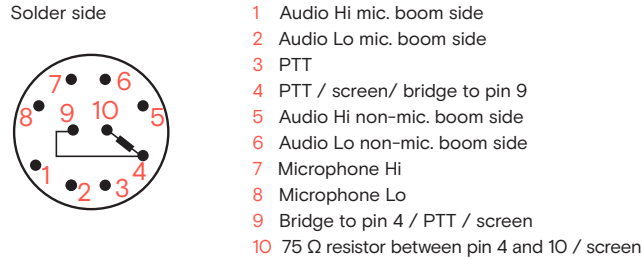
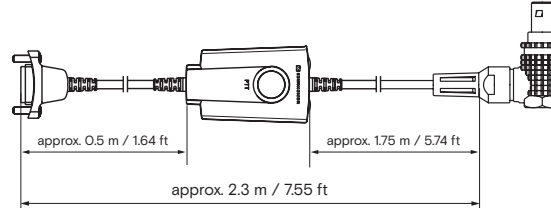
- 1 Audio Hi mic. boom side
- 2 Audio Lo mic. boom side
- 3 Not assigned
- 4 Screen
- 5 Audio Hi non-mic. boom side
- 6 Audio Lo non-mic. boom side
- 7 Microphone Hi
- 8 Microphone Lo
- 9 Bridge to pin 10
- 10 Bridge to pin 9

# Cable guide

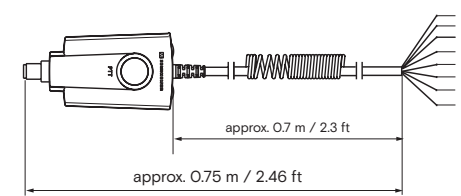
**Cable - PTT-6**  
**Cable - PTT-6-1**



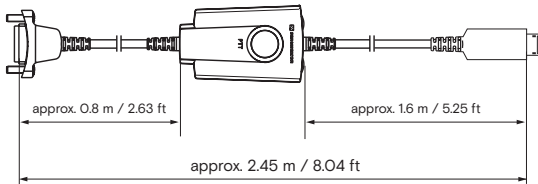
**Cable - PTT-LA**  
 with angled Lemo plug



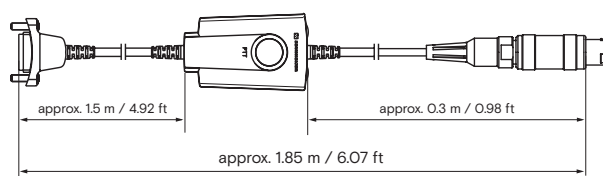
**Cable - PTT-H-6-Micpre**



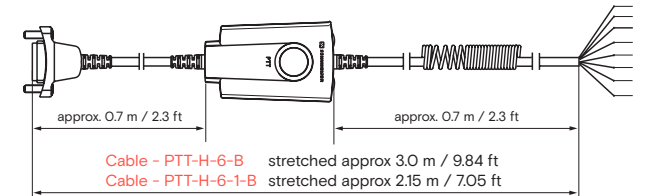
**Cable - D-3PTT-M**  
 with Mini-DIN plug



**Cable -PTT-L**  
 with straight Lemo plug

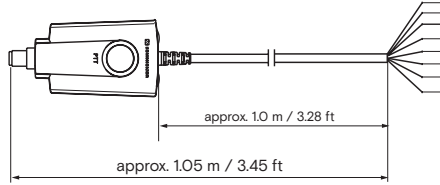


**Cable - PTT-H-6-B**  
**Cable - PTT-H-6-1-B**

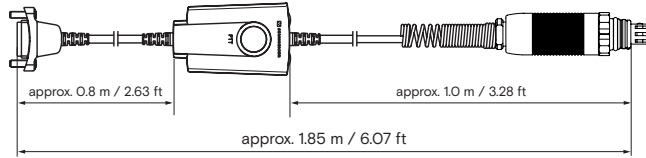


# Cable guide

Cable - PTT-6-Micpre



Cable - UKCABLEPTT -6-1-NG



- white Audio Hi non-mic. boom side
- orange Audio Hi mic. boom side
- brown Audio Lo non-mic. boom side
- green Audio Lo mic. boom side
- yellow PTT
- red Microphone Hi
- blue Microphone Lo
- screen Screen and PTT

- 1 Audio Hi mic. boom side
- 2 PTT
- 3 Audio Lo non-mic. both sides Ground and PTT
- 4 Microphone Lo
- 5 Audio Hi mic. boom side
- 6 Microphone Hi
- 7 NoiseGard DC + 12 V Chassis - shield